


WHAT KINDS OF FIRES MAY HAPPEN IN MY KITCHEN?

- Grease fires:** Use a pot holder or oven mitt and slide a lid or a cookie sheet over the flames. Then turn the heat off. Never put water on a grease fire.
- Oven fires:** Close the oven door and turn the heat off.
- Microwave fires:** Keep the door closed and turn the microwave off.

NOTE: For all fires, get everyone out of the home and call the fire department



Slide a lid over the flames

IS THERE ANYTHING ELSE I NEED TO KNOW?

If Your Clothes Catch on Fire

- Stop, Drop to the floor, cover your face with your hands, and Roll. Keep rolling until the flames are out.

If You Get a Burn

- Immediately cool the burned area by placing it under cool water for 10-15 minutes. Cool water reduces skin damage and minimizes pain. NEVER use butter, lotions, ice or ointments to treat a burn. Don't break blisters as this could cause infection. Seek medical attention if any burns char the skin, blister, look white or become infected.

Children in The Kitchen

- The kitchen is not a play area for children.
- Establish a safe area where children can be placed away from risk but under continuous supervision.
- Never leave hot liquids or foods unattended or where a child may pull them down. Keep children at a safe distance when you pour or drink hot liquids.
- Do not store tempting food items such as snacks or cereals above or near the stove.
- Prevent burns by turning pot handles toward the back of the stove.

Jointly Sponsored By:



Office of the
Fire Commissioner,
British Columbia.




This brochure is not intended to provide comprehensive advice on safety and injury procedures. No liability whatsoever is assumed for any injuries, damages or losses that may arise out of its use.



© Copyright 2003 All Rights reserved

Your Best Insurance
is an Insurance Broker

MY KITCHEN Is It FIRE SAFE?



“A recipe for your
family’s protection”

My KITCHEN

Is It FIRE SAFE?

WHAT CAN I DO TO KEEP MY KITCHEN SAFE?

Keep Cooking Surfaces Clean and Clutter Free

- Keep appliances free of spills and grease that may catch fire.
- Keep curtains, dish towels, plastic containers and pot holders away from hot surfaces.

Operate Microwave Ovens Safely

- Always use pot holders or oven mitts to remove food from microwaves.
- Be careful when removing a wrapper or cover from microwaved food. Steam escaping from the container can cause a burn.

Take Care of Electrical Cords

- Avoid overloading electrical outlets with too many kitchen appliances.
- Check electrical cords and plugs and discard them if they are damaged.

Install Working Smoke Alarms

- Purchase and install working smoke alarms. Specialized alarms with a pause feature are available for the kitchen to prevent nuisance alarms.
- Test smoke alarms monthly. For battery operated smoke alarms, replace the batteries at least once a year.
- Follow manufacturer's instructions for other maintenance information.

HOW CAN I COOK SAFELY?

Stay in the Kitchen When Cooking

- Never leave cooking unattended. Oil or fat can easily ignite.
- Always turn elements off when you are finished cooking.
- Turn off or unplug electrical appliances when you are finished using them.
- Keep children a safe distance from the cooking area.
- Cooking requires you to be alert. Avoid cooking when under the influence of alcohol or medications.




Turn off and unplug appliances

Wear Short or Tight-Fitting Sleeves

- Avoid loose sleeves that may dangle into flames or onto hot elements.
- Keep the area around your stove free from items that may burn.

Turn Pot Handles In

- Prevent burns by turning pot handles toward the back of the stove when cooking. By doing this pots can not be pulled or knocked off the stove.
- Whenever possible use rear elements.



Turn pot handles in

WHAT SHOULD I DO IF I HAVE A KITCHEN FIRE?

If you have a fire in your home:

- Get everyone out.
- Call your local emergency number from a neighbour's phone.

Consider using a portable fire extinguisher ONLY if the following conditions exist:

- Everyone has left the building.
- The fire department has been called.
- The fire is confined to a small area.
- A clear escape route exists between you and the fire.
- There is an appropriate, working fire extinguisher available.
- You have read the extinguisher instructions and have received training in it's safe operation

If the fire does not go out, leave your home and call 9-1-1 or your local emergency number.