

MAIL BALLOT VOTING

How to Apply Online

To apply for a mail ballot kit, fill out the form at: <https://newwestcity.voterservices.ca/>

1. Fill in the form

Enter your first and last name, your birthdate, and your address. When you start filling in your street address, a dropdown menu will appear. If your address appears, use the dropdown to select it. If your address is not on the dropdown list, just type your address in.

Vote by Mail Request

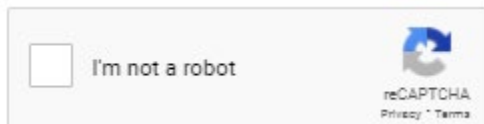
Complete this form to request a mail in ballot for the 2022 Local General Election for New Westminister. If you want your ballot mailed to you, please apply by Noon, Friday October 7. If you want to pick up your ballot, or have someone pick up your ballot for you, apply by Noon, Wednesday October 12. In order to be counted, mail ballots must be returned to Election Headquarters by 8pm on Saturday, October 15.

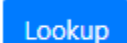
* Indicates the field is required

First Name *	Last Name *	
<input type="text" value="Kermit"/>	<input type="text" value="Frog"/>	
Date of Birth *		
<input type="text" value="May"/>	<input type="text" value="9"/>	<input type="text" value="1955"/>
Address in New Westminister *	Unit	
<input type="text" value="511"/>	<input type="text"/>	
<ul style="list-style-type: none">511 AMESS ST511 ASH ST511 FADER ST511 GARFIELD ST511 HOLLAND ST511 KELLY ST511 MCDONALD ST511 ROYAL AVE511 THIRTEENTH ST511 WILSON ST		

Authorized under Section 26(a) and (c) of the Freedom of Information Act to disclose voter information. Should you have any questions about

Click the box next to “I’m not a robot”.

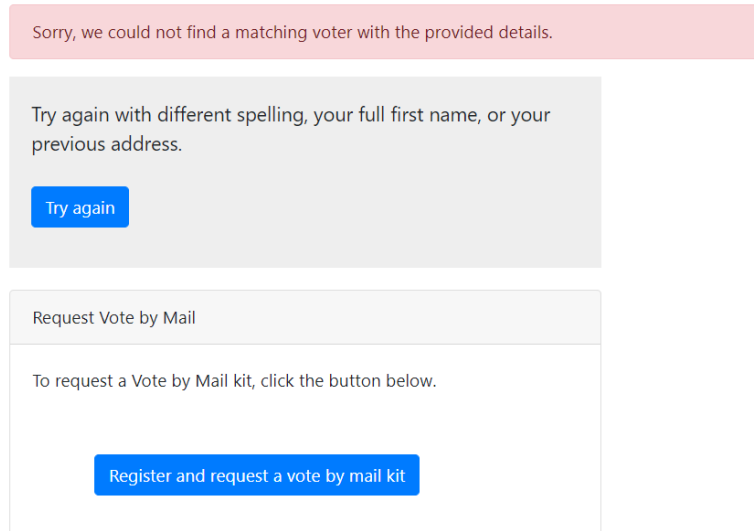


Click or tap the  button. You will see one of two screens

Voter Not Found

If the following screen appears, the system does not have your name on the voters list. This could be because you are not registered to vote or your name in the list is different than what you entered into the mail ballot kit request form.

Lookup



The screenshot shows a web interface with a pink error message at the top: "Sorry, we could not find a matching voter with the provided details." Below this is a grey box with the text "Try again with different spelling, your full first name, or your previous address." and a blue "Try again" button. Underneath is a white box titled "Request Vote by Mail" with the text "To request a Vote by Mail kit, click the button below." and a blue button labeled "Register and request a vote by mail kit".

If you're certain you are registered to vote, you have can click "Try Again" and enter different name information and/or a previous address.

Or you can click the "Register and request a vote by mail kit" button if your name and address are not found. Use this if you are a new voter, or have moved and did not update your information with Elections BC. When you receive the kit you will need to complete a registration form and provide two pieces of ID.

2. Complete Your Contact Information

The form below then appears, which will be partially filled in for you if you are a registered voter. Register voters will not see the form above they will immediately get the screen below. If the "Middle name" is blank, leave it blank. Choose your preferred method of contact and add your email or phone number depending on your preferred method of contact.

Vote by Mail Request

Please complete all fields to request a mail ballot kit.

* Indicates the field is required

First Name *	Middle Name	Last Name *
<input type="text" value="Samuel"/>	<input type="text" value="Middle Name"/>	<input type="text" value="Clements"/>
Date of Birth *		
<input type="text" value="January"/>	<input type="text" value="15"/>	<input type="text" value="1965"/>
Preferred Method of Contact *		
<input checked="" type="radio"/> Email <input type="radio"/> Telephone		
Email	Confirm Email	Phone Number
<input type="text"/>	<input type="text"/>	<input type="text" value="___-___-___"/>

3. Confirm your Residential or Property Address and Mailing Address

Confirm your addresses. **“Residential Address”** is where you live or the property you own in New Westminster.

If you have moved or your name has changed, you can change this. If you put in your new address or your new name, your application will be treated as if you need to register to vote. A voter registration form will be included in your mail ballot kit and you will be required to submit two pieces of identification along with your registration form.

Residential Address						
Street Address *						Unit
<input type="text" value="410"/>	<input type="text" value="Suffix"/>	<input type="text" value="CARNARVON"/>	<input type="text" value="ST"/>	<input type="text" value="Dir"/>	<input type="text" value="605"/>	

Mailing Address	
This is your normal mailing address.	
<input type="checkbox"/> Same as Residential Address	
Mailing Address *	
<input type="text" value="605-410 CARNARVON ST"/>	
<input type="text" value="Address 2"/>	
<input type="text" value="Address 3"/>	
City *	Province *
<input type="text" value="NEW WESTMINSTER"/>	<input type="text" value="BC"/>
Postal Code *	
<input type="text" value="V3L 5N9"/>	

Confirm your normal **mailing address**. If it is the same as your residential address, click the “Same as Residential Address” and the information will fill in automatically.

If it’s not the same (e.g. you use a post office box, or your business address), fill in the information.

Vote by Mail Paper Ballot Mailing Address

This is an address for your Vote by Mail kit only.

Same as my Mailing Address

Mailing Address *

Address 1

Address 2

Address 3

City * Province *

City

Postal Code *

Postal Code

Confirm your **mailing address for the mail ballot kit**. This is where your mail ballot kit will be sent.

If it is the same as your mailing address, click the “Same as my Mailing Address” box to fill in the information.

If it is not the same, fill in the address where you want your mail ballot kit sent. This could be your care home address, or your vacation address.

4. Submit a Copy of your ID

One piece of identification is required to receive a mail ballot. Copies of your identification can be supplied in one of the following ways:

a. Electronic Submission through the mail ballot request form

Click the “Choose File” button to upload a scan or photo of your identification document. The files will be deleted after your mail ballot application is fully processed.

b. Other ways to submit electronically

- Email a scan or photo of your ID to elections@newwestcity.ca
- Fax your ID to 604-527-4594

Make sure the subject line of your email, or the cover page of your fax, clearly states that this proof of identification for a mail ballot kit.

Emails and faxes that contain identity documents will be deleted or destroyed after your mail ballot application is fully processed.

c. In Person:

If you would prefer to confirm your identity in person, contact the Election Office at **604-999-4832** to make an appointment to come in and show your identification. Appointment hours are from 8:30 am to 4:00 pm Monday to Friday. If you choose this method, make sure you choose the pick up **in person** option for your ballot. Your ballot will be issued at the same time your identification is confirmed. Plan for 30 minutes for this appointment.

5. Select How You Want to Receive your Mail Ballot Kit (Mail or Pick up at City Hall)

If you want someone to pick up your ballot for you, make sure you put their legal first and last names (the name that appears on their proof of identification) in the space provided. When they pick it up, they will need to show identification that matches that information, and sign a declaration indicating they have received the ballot on your behalf and will deliver it to you.

Would you like to receive the ballot kit by mail or pick it up in person? *

By mail Pick up in person

If you would like to designate someone to pick up your ballot kit, enter their name here.
Leave this blank to pick up the ballot kit yourself.

6. Certify your submission

Click the two certification boxes and click apply:

I certify this information to be accurate and true. *

I certify that I am a Canadian citizen. *

Apply

Cancel

You will see a confirmation screen. Keep the tracking number for your records, especially if you entered your phone number. If you entered an email, the confirmation code will also be sent to your email if you entered one.

Vote by Mail Request Submitted

Name: Samuel Jackson

Your application has been submitted for processing. Your confirmation code is:

EJP7TJZY

[View Application Status](#)

Print Confirmation

[Vote by Mail Application Home](#)

[Finish](#)

Getting Your Mail Ballot

Ballots will be available starting at the beginning of January after the list of candidates is finalized.

If you entered an email address on your application form, you will receive an email when your mail ballot kit has been approved.

Mail

Ballot kits will be mailed daily once they are available, either the same day your application is approved, or the next business day. You will be able to track the progress of your ballot through the link emailed to you when you submitted your application.

Pick Up at City Hall

You can pick up your ballot at City Hall **the business day after you receive the approval email**. Please have identification to show you are the person the ballot is assigned to, or have the person who is picking up for you show identification that matches the name you provided.

If your circumstances change and you want your ballot mailed instead, please contact the Election Office at 604-999-4832 to make arrangements.

All mail ballot kits will come with a Canadian pre-paid envelope to return the complete ballot. After January 29 the City advises that ballots be dropped off at City Hall instead of mailed.

It is your responsibility to ensure your mail ballot is returned to Election Headquarter (City Hall) by 8:00 pm on February 3, 2024. Any ballots received after this time will not be opened and the votes will not be counted