New Westminster

CURBSIDE COLLECTION 2026



Solid Waste Collection is Easy with Recycle Coach



Always forgetting about collection day?
Unsure if something can be recycled in curbside?

The free **Recycle Coach** app makes keeping track easy and convenient.

Custom Calendar

Enter your home address to personalize the schedule for your collection zone and receive weekly reminders of what to put out and when. The schedule includes statutory holiday adjustments, pop-up recycling events, and seasonal extra greens pickups.

Mobile Alerts

You'll also receive alerts about unexpected service disruptions, like when there is severe weather or equipment issues.

Search and Learn

Help us reduce contamination by increasing your recycling and waste reduction knowledge. Use the search tool to find out whether an item can go in your curbside collection or if it should be taken elsewhere. Practice your sorting skills with interactive features such as quizzes.

NEW FOR 2026:

Recycle Coach is now available in Punjabi, Filipino, and Simplified and Traditional Chinese, helping more residents stay connected and informed.

Download Recycle Coach and join thousands of New Westminster residents who are recycling right.

AVAILABLE ON THE **APP STORE** AND **GOOGLE PLAY**.

Download on the App Store

GET IT ON Google Play

Cart Collection 101

Cart Placement

Carts must be spaced at least 1m, or one arm's length, from each other and other objects, such as parked cars and fences. Carts must also have 3m of clearance above the carts.

Carts placed side-by-side, or too close together, will not be collected.

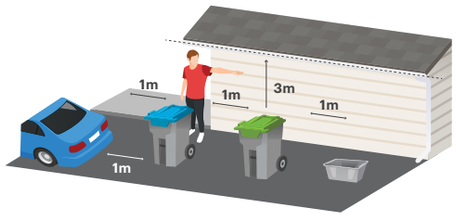

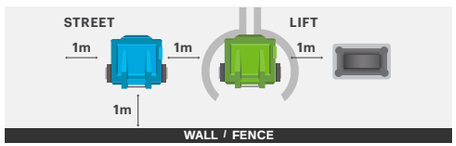

MAKE SURE TO FOLLOW:
Solid Waste Regulation Bylaw No. 7634!

Place Carts Out Before Collection Starts

Collection starts at 7am sharp. Carts must be on the curb or in the lane before this time; we will not send trucks back for missed collection of carts that are put out late. **Don't bring them in too early either; if they haven't been picked up, leave them out until 7pm**.

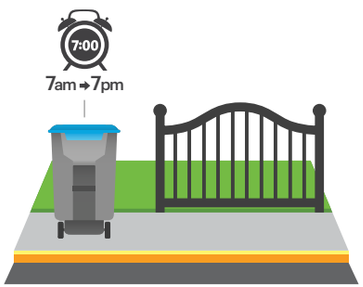

Keep Lanes Clear for Truck Access

Trim back hedges and bushes, as well as overhead branches, and keep lanes clear so our garbage trucks can access your lane. Be mindful of where you are parking your vehicle to ensure there is sufficient clearance for trucks to maneuver around them. If we cannot safely access your carts, they will not be collected and you may receive a bylaw or parking fine.

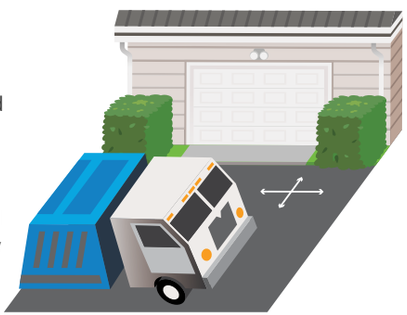

MAKE SURE TO FOLLOW: **Street and Traffic Bylaw No.7664!**

Secure Carts on Non-Collection Days

Keep carts secured on your property on non-collection days to prevent contamination and protect them from bears. If you live in a bear area, store your carts in a bear-resistance enclosure, rinse all food and scented product packaging fully before placing them in your cart, and freeze smelly food scraps until collection day.



How to Use Your 2026 Zone Map & Collection Schedule Calendar

1 **Search the city map below to find your Collection Zone (e.g. Zone A) and Glass Collection Group (e.g. G1).**

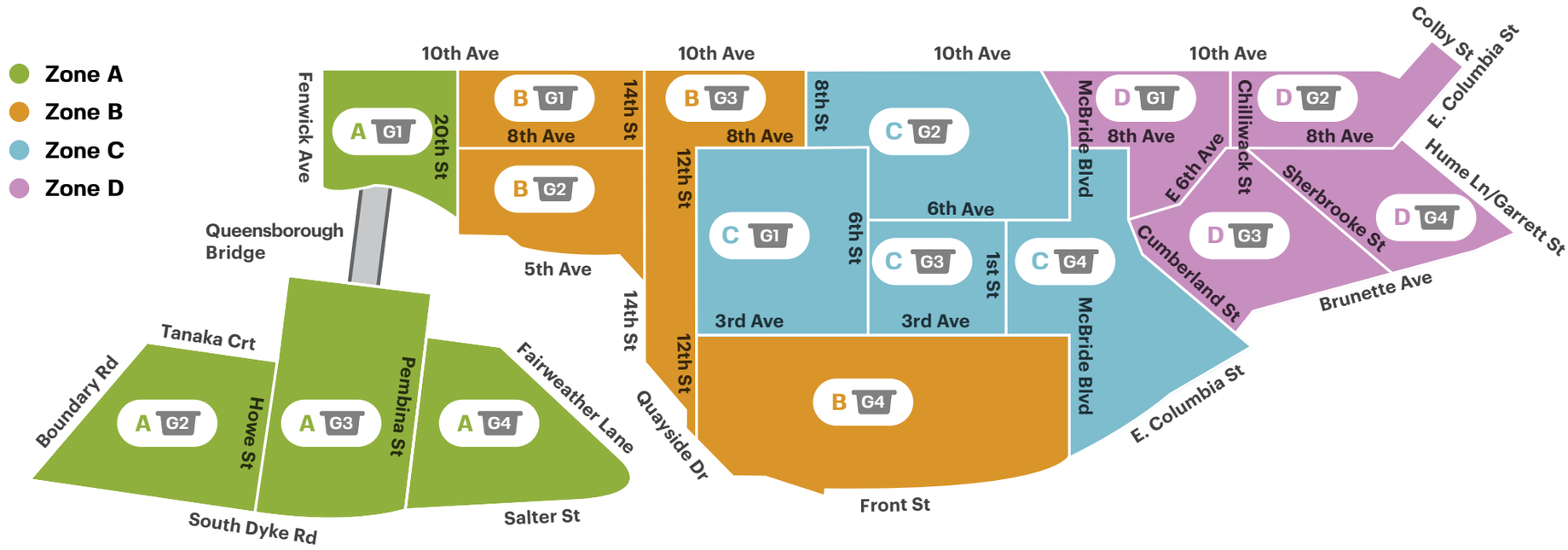

2

At the top of the calendar (right) circle your **Zone** colour and write your **Glass Collection Group** in the space provided.

Cut out the calendar and attach it to your fridge or wall for easy reference.

3

Find your **Zone** in the calendar to determine your collection days. The corresponding icons (under the month column) show what to put out each week; only put glass out when it's your Glass Collection Group's week The glass schedule repeats every four weeks.

NOTE: Your pickup day may vary based on stat holidays.

4

Download the Recycle Coach app for collection day reminders and notification of schedule changes.

GET IT ON Google Play

Download on the App Store

SAMPLE: January Glass Collection pickup date for:

Zone A G1

JAN	S	M	T	W	T	F	S
G3					1	2	3
G4	4	5	6	7	8	9	10
G1	11	12	13	14	15	16	17
G2	18	19	20	21	22	23	24
G3	25	26	27	28	29	30	31

CIRCLE YOUR **ZONE COLOUR**

WRITE YOUR **GLASS COLLECTION GROUP** _____

Garbage Cart + **Yard & Food Scraps** Cart

Recycling Cart + **Yard & Food Scraps** Cart

G# **Glass** Box

JAN	S	M	T	W	T	F	S
G3					1	2	3
G4	4	5	6	7	8	9	10
G1	11	12	13	14	15	16	17
G2	18	19	20	21	22	23	24
G3	25	26	27	28	29	30	31

FEB	S	M	T	W	T	F	S
G4	1	2	3	4	5	6	7
G1	8	9	10	11	12	13	14
G2	15	16	17	18	19	20	21
G3	22	23	24	25	26	27	28

MAR	S	M	T	W	T	F	S
G4	1	2	3	4	5	6	7
G1	8	9	10	11	12	13	14
G2	15	16	17	18	19	20	21
G3	22	23	24	25	26	27	28
G4	29	30	31				

APR	S	M	T	W	T	F	S
G4				1	2	3	4
G1	5	6	7	8	9	10	11
G2	12	13	14	15	16	17	18
G3	19	20	21	22	23	24	25
G4	26	27	28	29	30		

Leaf it to the City: **May 4–29**

MAY	S	M	T	W	T	F	S
						1	2
G1	3	4	5	6	7	8	9
G2	10	11	12	13	14	15	16
G3	17	18	19	20	21	22	23
G4	24	25	26	27	28	29	30
	31						

JUN	S	M	T	W	T	F	S
G1		1	2	3	4	5	6
G2	7	8	9	10	11	12	13
G3	14	15	16	17	18	19	20
G4	21	22	23	24	25	26	27
G1	28	29	30				

JUL	S	M	T	W	T	F	S
G1				1	2	3	4
G2	5	6	7	8	9	10	11
G3	12	13	14	15	16	17	18
G4	19	20	21	22	23	24	25
G1	26	27	28	29	30	31	

AUG	S	M	T	W	T	F	S
							1
G2	2	3	4	5	6	7	8
G3	9	10	11	12	13	14	15
G4	16	17	18	19	20	21	22
G1	23	24	25	26	27	28	29
G2	30	31					

SEP	S	M	T	W	T	F	S
G2			1	2	3	4	5
G3	6	7	8	9	10	11	12
G4	13	14	15	16	17	18	19
G1	20	21	22	23	24	25	26
G2	27	28	29	30			

OCT	S	M	T	W	T	F	S
G2					1	2	3
G3	4	5	6	7	8	9	10
G4	11	12	13	14	15	16	17
G1	18	19	20	21	22	23	24
G2	25	26	27	28	29	30	31

Leaf it to the City: **Nov 2–27**

NOV	S	M	T	W	T	F	S
G3	1	2	3	4	5	6	7
G4	8	9	10	11	12	13	14
G1	15	16	17	18	19	20	21
G2	22	23	24	25	26	27	28
G3	29	30					

DEC	S	M	T	W	T	F	S
G3			1	2	3	4	5
G4	6	7	8	9	10	11	12
G1	13	14	15	16	17	18	19
G2	20	21	22	23	24	25	26
G3	27	28	29	30	31		

***Updated November 16, 2026**

7:00 7am → 7pm

Your carts and grey box should be **placed at the curb or lane 1 metre apart from each other with 3 metres of clearance above them on collection day by 7am**. Leave carts and the grey box out until they're collected. Please do not contact the City about missed collection until the end of the following day.

Stat Holidays

Recycling Depot Pop-Up

MORE DETAILS AT:
newwestcity.ca/recycling

Leaf it to the City: For 4 weeks, put out extra kraft bags of leaves & yard trimmings on collection day.

MORE DETAILS AT:
newwestcity.ca/organics

Recycling Collection

What You Need to Know



Remove lids and rinse all containers before recycling them separately in the cart. Flatten boxes and dairy containers.



Do not nest/stack items made out of different material; only combine them if they're the same (metal in metal, plastic in plastic).



Do not recycle containers, cutlery, or plastic bags labeled biodegradable, compostable, or plant-based garbage only.



Do not place soft flexible plastic, glass, plastic bags, and Styrofoam in your blue cart.

See Recycling Depot Locations.

Accepted



Newspaper, paper, flyers & envelopes



Cardboard & boxes



Paper bags & shredded paper****



Tetra paks*



Paper egg cartons



Dairy containers & milk jugs*



Plastic bottles & containers*



Clean tin foil & tin cans



Empty aerosol containers (except spray paint)



Wrapping & tissue paper (no foil/ embellishments)



Plastic garden pots



Coffee cups (lids separated), clamshell containers, and plastic cutlery

Not Accepted



Glass bottles & jars***



Styrofoam**



Foil blister packs



Soft plastic & plastic bags**



Electronics & small appliances**



Cellophane & plastic stretchy film**



Shoes & textiles (clothing, reusable bags)**



Scrap metal (frying pans & tools)**



Sports equipment



Hazardous materials (propane tanks, batteries, paint, full aerosol cans)**



Hard & soft cover books**



Diapers, facial tissue, hygiene products

NOTES

* To obtain refunds where applicable, return these to your local Return-It Depot.

** Recycle at an alternate recycling depot (or donate books and clothing/shoes if they're in good condition).

*** Recycle in glass collection boxes.

**** Contain shredded paper in a paper bag so it doesn't fly away during collection.

Garbage Collection

What You Need to Know



Bag all garbage; no loose items in cart. Double bag anything containing human/ pet waste (e.g. diapers) as these are hazardous to collection staff.



Ensure the lid can close easily; do not compact garbage. Overfilling the cart can cause bags to get stuck and it may not be fully emptied.



Got extra garbage that won't fit in your cart? Purchase a tag from the City and add it to each additional bag (<20kg).

Tags are available for $5 each and can be purchased at City Hall or any of the community centres.

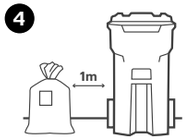

Put tagged bags on top of cart or group them 1m from your cart.

Accepted



Diapers, facial tissue, hygiene products



Shoes & textiles (clothing, reusable bags)*



Flexible plastic (plastic bags, snack wrappers)*



Oil, fats, waxed paper



Broken glassware & non-recyclable packaging

Not Accepted



Tree stumps, rocks, dirt, sod



Light bulbs and scrap metal*



Construction & demolition waste (gypsum, concrete, lumber, asphalt)

TVs & electronics*

Medications**

Hazardous Materials

Hazardous materials are dangerous for collection drivers. Items that can explode, catch fire, or cause injury must never go in your cart. Carts containing hazardous material will not be collected. Take these items to a **recycling depot that accepts them**.

Examples include: **Propane or butane cylinders (reusable or disposable); lithium batteries; lighter fluid containers; medical sharps; flammable liquid or pesticide containers (unless completely empty)**

NOTES

* Recycle at an alternate recycling depot (or donate shoes/clothing if they're in good condition).

** Can be returned to your local pharmacy.

Yard & Food Scraps

What You Need to Know

1. 

Do not include plastic bags, even those labeled compostable or biodegradable. Only paper compost bags please.

2. 

In the cold months, line cart with newspaper or flyers to prevent food scraps from freezing to the inside and ensure your cart empties properly.

3. 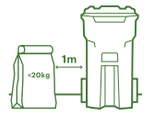

Got extra yard trimmings? Fill your cart **first**, then group extra trimmings in kraft paper bags (limit of **two** <20 kg) and place them 1m from your cart.

Visit newwestcity.ca/organics for more info.

4. 

Large quantities of yard waste can be disposed of at the United Boulevard Recycling and Waste Centre for free.

Proof of New Westminster residency required.

Payment required if personal vehicle displays business branding.

Accepted


Meat & bones


Fruits & vegetables


Dairy products


Egg shells


Yard trimmings


Branches cut down to fit cart


Coffee grounds & filters, tea bags


Paper bags only


Newspaper to wrap scraps


Wood cutlery & chopsticks


Solidified oil, fats, butter


Food soiled pizza boxes, paper plates, napkins

Not Accepted


Animal carcasses**


Plastic & biodegradable cutlery


Pet waste, pet hair & cat litter


Waxed & cardboard boxes


Tin foil, waxed or parchment paper


Tree stumps, dirt & rocks, sod


Garbage


Liquid oils


Diapers, facial tissue, hygiene products


Styrofoam*


Textiles (clothing, reusable bags)*


Plastic, compostable or biodegradable non-paper bags

NOTES

* Recycle at an alternate recycling depot (or donate clothing if it's in good condition).

** Contact New Westminster Animal Services.

Glass Collection

What You Need to Know

1. 

Remove lids and rinse glass jars and bottles before recycling. Labels do not need to be removed.

2. 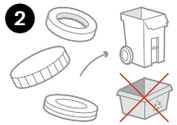

Recycle lids separately in the blue recycling cart. Do not put lids in the grey box.

3. 

Take your refundable glass bottles (such as milk, wine and beer bottles) to a depot if you want your deposit back.

4. 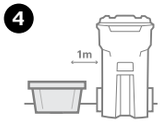

Align your grey box with the carts and 1m away so they're clearly visible to collection drivers.

Accepted


Jam, pickle, & sauce jars


Perfume bottles


Skin/haircare bottles


Coloured glass bottles (e.g. vinegar)


Wine & beer bottles*


Soda & milk bottles*

Not Accepted


Bottle/jar lids**


Window glass, picture frame glass & mirrors

Drinking glasses

Broken glass

Ceramic/Pyrex dishes (tea cups)

Light bulbs***

NOTES

* To obtain refunds where applicable, return these to your local Return-It Depot.

** Recycle in blue recycling cart.

*** Recycle at an alternate recycling depot.

Cart and Collection Questions

Carts not collected?



Collection takes place between 7am and 7pm. Leave carts out for 24 hours BEFORE contacting Engineering Operations. Your patience is appreciated during unexpected delays. To report a missed collection, please visit **newwestcity.ca/missedcollection**.

Cart tagged?



Visit **newwestcity.ca/cartquestions** for more information about why your cart was tagged.

Special pickup needed?



For large items, such as furniture, appliances, or mattresses, please visit **newwestcity.ca/spu** for a quote. Restrictions may apply; payment must be received in advance of pickup.

Cart not the right size?



Carts come in two sizes, 120L and 240L. To upsize or downsize your cart, or to request an additional cart, please visit **newwestcity.ca/cart-size**. Restrictions and fees may apply.

Cart damaged?



Cart repair or replacement requests can be made by visiting **newwestcity.ca/cart-repair**.

Schedule confusion?



If you're not sure which cart to put out, or when your day for glass collection is, use **Recycle Coach** on the app or on our website at **newwestcity.ca/collectionschedule** to find out your address's exact collection schedule.

Property Occupant Responsibilities

Spring - Trimming and Pruning



Trim all shrubbery and plantings so the sidewalk and laneways are clear. Private trees should have 3 metres clearance above the pavement. Do not prune City trees; request tree service for these by emailing **active@newwestcity.ca.**

Summer - Watering Restrictions



Lawn and garden watering restrictions are in effect May 1 through October 15, subject to change depending on weather and water levels. Under Stage 1 restrictions, lawn watering is permitted one day a week in the early mornings (dates and times vary by address and watering method). Garden watering using a sprinkler can be done any morning. Visit **newwestcity.ca/lawnwatering** for more details and allowed dates and times.

Fall - Fallen Leaves



Keep catch basins clear by disposing of fallen leaves and yard waste appropriately. Do not clear leaves onto the road. Report blocked drains to **engops@newwestcity.ca**, and participate in our Adopt-A-Catch Basin program to help prevent localized flooding. Learn more at **newwestcity.ca/adopt-a-catch-basin**.

Winter - Snow and Ice



Clear pathways, curb letdowns, and bus stops around your property of all ice and snow by 10am the day after a snowfall. Do not shovel snow into the road. Lend a helping hand to seniors or persons with limited mobility who may not be able to clear their property.
Learn more at **newwestcity.ca/snowremoval**.

Depot-Only Recyclables

Some items can be recycled, just not in our curbside collection program. These items must be returned to a recycling depot.

Consider donating good condition clothing, books, cookware, and electronics.

Plastic Bags and Other Soft Flexible Plastics



Textiles

clothing, shoes



Hard and Soft-Cover Books



Scrap Metal

automotive parts, chains, pots, frying pans, hardware

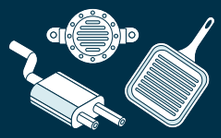

Electronics

cell phones, computers, small appliances, light strings



! Contamination Enforcement

City staff will continue to increase audits of residential recycling carts. Upon inspection, if your recycling cart contains materials that don't belong, you'll receive a cart tag. A formal bylaw notice will be issued if contamination continues, followed by a fine of up to $325.

1 Tag

A reminder that unacceptable materials were found in your cart.

2 Notice

Formal bylaw notice issued and cart not collected.

3 Fine

Fine issued if unacceptable materials continue to be found in your cart.

Free Recycling Depot Locations

United Blvd Recycling & Waste Centre

995 UNITED BLVD, COQUITLAM

Will accept recyclables for free, such as beverage containers, books, textiles, electronics, metal, household hazardous waste, and yard trimmings. *For free greens disposal, you must arrive in a personal vehicle without business branding and provide proof of residency.* Will also accept mattresses and non-recyclable garbage for a fee.

London Drugs

555 SIXTH ST (WESTMINSTER CENTRE MALL)

Accepts electronics, household batteries, lights, small appliances, packaging, soft plastic bags, and other flexible plastic packaging.

Grocery Stores

VARIOUS LOCATIONS

Check your local grocery store for a list of acceptable items.

Encorp Pacific Return-It Depots

Queensborough Landing

UNIT A, 409 BOYNE ST

Accepts beverage containers, glass, batteries, cell phones, electronics, small appliances, packaging, lights, paper, paint, and household hazardous waste.

New West Bottle Depot

916 8TH ST

Accepts beverage containers.

Sapperton

UNIT 21, 79 BRAID ST

Accepts beverage containers, glass, electronics, packaging, and paper.

Salvation Army

774 COLUMBIA ST

Accepts electronics, small appliances, and textiles.

Edmonds

7791 KINGSWAY — NEW ADDRESS

Accepts beverage containers, glass, batteries, electronics, small appliances, lights, packaging, paper, and paint.

Contact + Other Information

Engineering Operations

604-526-4691
engops@newwestcity.ca

OFFICE HOURS
M–F | 7:30am–4pm

City Hall

604-521-3711
info@newwestcity.ca

OFFICE HOURS
M–F | 8:30am–4:30pm

United Blvd Recycling & Waste Centre

604-681-5600
metrovancouver.org

SEARCH:
"united boulevard"

Recycle BC

recyclebc.ca

Encorp Return-It Depot

return-it.ca

Construction, Filming, or Snow Impacts

If we are unable to complete collection on your street due to construction, filming, or snow, we'll try again as soon as possible. Please check the missed collection page on our website at: **newwestcity.ca/missedcollection** or the **Recycle Coach** app for updates about service disruptions.

REMINDER:

During snowy conditions, wipe off the top of your carts so drivers can see the colour of the lids.

2025 Public Works Week Art Contest Winner

Art by Grade 8 student from Queensborough Middle School



New Westminster